



## Perspectives Spotlight

### At a glance: 6th–8th grades

#### Welcome to ThinkGive!

This packet of materials is designed to give you an overview of our 6th–8th grade Perspectives Spotlight. Students will explore and consider their own perspectives, how people see and understand similar things differently, and the value of understanding other perspectives to promote connection. Then they will apply what they learned to their own lives by taking small actions to consider and welcome other perspectives so as to broaden their own.

#### Included in this packet:

- Scope + Sequence (5 lessons)
- Sample Lesson Plan (Introduction)
- Program Overview

Learn More: [www.thinkgiveproject.org](http://www.thinkgiveproject.org)

#### Connect with us!

[Facebook](#) [Instagram](#) [LinkedIn](#) [Twitter](#)

Questions? [info@thinkgiveproject.org](mailto:info@thinkgiveproject.org)

We look forward to connecting with you!  
– The ThinkGive Team

### Scope + Sequence: Perspectives Spotlight (6th-8th grades)

Students will explore and consider their own perspectives, how people see and understand similar things differently, and the value of understanding other perspectives to promote connection. Then they will apply what they learned to their own lives by taking small actions to consider and welcome other perspectives so as to broaden their own.

Lesson name	Lesson Summary	Students will Examine	Central Quote	Themes
Introduction	This lesson will introduce students to the idea of perspectives and how they shape who they are and how they see the world. They will explore what they value and discuss why, while also listening to the perspectives of others.	<ul style="list-style-type: none"> <li>- How perspectives vary depending on experiences.</li> <li>- The value of understanding other perspectives.</li> <li>- Understanding what people value helps us understand their perspectives.</li> </ul>	<i>"What you see and what you hear depends a great deal on where you are standing."</i> – C.S. Lewis	Self-awareness Social awareness
Understand someone else's perspective	During this lesson, students will engage in a word association game in order to understand how different people view and relate to different words. Through this activity, they will become aware of how perspectives can differ about identical experiences/items/ideas. Then they'll watch a video in which some children meet and interview a gender non-conforming person. By the end of the lesson, students should understand how they can respectfully understand and even begin to see situations from other perspectives.	<ul style="list-style-type: none"> <li>- How people can see similar ideas and/or things differently because of their perspectives.</li> <li>- The importance of listening in order to understand different perspectives.</li> <li>- How to verbalize their understanding in order to make a person feel valued and heard.</li> </ul>	<i>"We can complain because rose bushes have thorns, or rejoice because thorns have roses."</i> – Alphonse Karr	Self-awareness Diversity
Show curiosity in someone	This lesson will help students see how our perspectives affect the assumptions we make about others. With intentional questions and observation, our perspectives and understanding of others deepens. The cartoon image and the video will help students see that we all make snap judgments about people and places, and how important it is to check those assumptions and broaden their understanding.	<ul style="list-style-type: none"> <li>- The impact of assumptions on themselves and others.</li> <li>- How curiosity connects with kindness and compassion.</li> <li>- The importance of learning about someone's emotional self, rather than their appearance.</li> </ul>	<i>"In Buddha's opinion, to train in staying open and curious – to train in dissolving our assumptions and beliefs – is the best use of our human lives."</i> – Pema Chödrön	Connection Empathy
Connect with intention	This lesson will help students understand that they can see and understand other perspectives by connecting with others. They will consider how we often do things automatically; and how important relating to others more intentionally is to connecting and understanding different perspectives. Then they will try an activity that highlights the power of listening – and how listening/noticing is connected to understanding and valuing other perspectives.	<ul style="list-style-type: none"> <li>- The benefits of taking time to connect.</li> <li>- How doing things automatically makes it challenging to see things from various perspectives.</li> <li>- How paying attention to others and our surroundings allows us to see various perspectives.</li> </ul>	<i>"A connection is the energy that exists between two people when they feel seen, heard, and valued; when they can give and receive without judgement; and when they derive sustenance and strength from the relationship."</i> – Brene Brown	Community Empathy
Wrap-up	This Wrap-up is designed to have students think about how they can continue to use their understanding of perspective to engage with the world using kindness, empathy, and inclusion. They have connected with different people during the program; now is the time for them to reflect on the impact they've had and brainstorm what they can do both as a group and individually to keep ThinkGive going.	<ul style="list-style-type: none"> <li>- How people see and understand similar things differently depending on their perspective.</li> <li>- How to take the perspective of others.</li> <li>- Ways to carry ThinkGive forward and continue to see different people's perspectives.</li> </ul>	<i>"We do not see things as they are, we see things as we are."</i> – Anais Nin	Inclusion Self-reflection

# Perspectives Spotlight

## Introduction



grades 6–8



30 minutes

“What you see and what you hear depends a great deal on  
where you are standing.”  
– C.S. Lewis

### Lesson Summary

This lesson will introduce students to the idea of perspectives and how they shape who they are and how they see the world. They will explore what they value and discuss why, while also listening to the perspectives of others.

### Students will Examine

- How perspectives vary depending on experiences.
- The value of understanding other perspectives.
- Understanding what people value helps us understand their perspectives.



#### MATERIALS

Worksheet: What Matters to You? ([PDF](#) | [Google](#))  
Exit Ticket ([PDF](#) | [Google](#))



#### MEDIA TO PREP

Slides: [Introduction](#)  
Image: [W or M?](#)



#### TEACHER TIP

The ThinkGive giving philosophy ([PDF](#)), the ThinkGive Three, guides students toward giving in a meaningful, impactful way.

## SHARE

Nothing for the Introduction, no gifts to share yet!

# THINK • GIVE

What is your Perspective?

Show students the Image: [W or M?](#)

Students discuss it with a partner or write about it. Guiding questions:

- What's happening in the image?
- Why do these two people see the letter differently?
- What do you think this conversation might sound like?

Explain that we will be learning about and discussing perspectives and how people can see things differently depending on their point of view and lived experiences.

Discuss:

- Define perspective (if it hasn't come up in discussion yet.)
- How does the image connect to perspectives?
- How do our different perspectives affect how we communicate with others?
- How are perspectives important to our relationships?
- How do our perspectives impact how we see the world?
- How should we all try to see things from the other's perspectives?



## PERSPECTIVE

noun; a particular attitude toward or way of thinking about something; a point of view.



## CONNECTION

Play a game of telephone to help students understand how we can hear things differently and how that can connect to perspectives.

# REFLECT

What Matters to You?

Students consider the following list: Kindness, Popularity, Honesty, Grades, Creativity, Religion, Family, Country, Freedom, Money. As a class, brainstorm other choices they could add to this list.

Students complete the Worksheet: What Matters to You? ([PDF](#) | [Google](#)). They should consider their reasoning for their ranking, as they will discuss it with a classmate.

Discuss:

- How can these rankings help us understand others and their perspectives?
- Why do you think people rank these things differently?
- What contributes to people having different perspectives?
- How can you share your rankings with the understanding that the other person might disagree with you?
- How can you listen to someone else's rankings without making any judgement?



## CONNECTION

Activity: [Listening & Communications Skills](#) (Counselor Keri). Offers a visual way to help students understand perspective.



## TEACHER TIP

Model a discussion by sharing your ranking with the class and explaining your reasoning.

Students find a partner and share. Topics for discussion:

- Compare rankings with your partner.
  - Reasons for your rankings.
  - People that have influenced your rankings.
  - How their experiences and upbringing can impact their rankings.
- 

## CONNECT + CLOSE

### Take Action

For this prompt, try to ask questions and listen with intent, without planning a response. As you listen, try to gain an understanding of the person's thoughts, feelings, and/or motivations. Consider what might be contributing to their having a different perspective.

### Things to Consider

- Did listening and asking questions start a meaningful discussion or provide an opportunity for kindness?
- Did listening expose you to a perspective that was new to you?
- Did your perspective change at all after understanding someone else's?

### Closing Quote

Use this quote to close out the lesson. The reflective questions could serve as an Exit Ticket ([PDF](#) | [Google](#)).




"What you see and what you hear depends a great deal on where you are standing." – C.S. Lewis

- What can you do to stand in different places to see and hear different perspectives?
- 

### ★ THINK.GIVE THREE

1. True: be authentic
2. Small: simple gifts have big impact
3. Brave: step into your courage zone

## Student Journal Questions

-  How, if at all, did your listening change? Were you able to ask questions and listen with intent, without planning a response?
-  Did your listening enable you to gain an understanding of the person's perspective (their thoughts, feelings, and/or motivations)?
-  Why do you think perspective taking is important?

# Perspectives Spotlight (MS)

## Schedule, Curriculum Overview + Web Training

### WEEK 1

**THINK:** Lesson #1: Introduction (30 minutes)

Students will examine:

- How perspectives vary depending on experiences.
- The value of understanding other perspectives.
- Understanding what people value helps us understand their perspectives.

**REFLECT + SHARE:** Students – and teachers – answer reflection questions on the ThinkGive website. Then collaborate with peers on the Team Page.

### How to use the ThinkGive Portal

- 1 LOGIN:** Go to [www.thinkgiveproject.org](http://www.thinkgiveproject.org). Click LOGIN button, top right. Enter your username and password. Bookmark the page!
- 2 EDIT PROFILE:** You will land on your MY PAGE. This is where you will record your gifts. Personalize your page. Click EDIT PROFILE to upload a profile image, write something about yourself and pick your ThinkGive page color.
- 3 POST YOUR GIFT:** Click on POST A GIFT. Answer the reflective questions and SUBMIT.

### WEEK 2

**THINK:** Lesson #2: Understand Someone Else's Perspective (30 minutes)

Students will examine:

- How people see similar ideas and/or things differently because of their perspectives.
- The importance of listening in order to understand different perspectives.
- How to verbalize their understanding in order to make a person feel valued + heard.

**GIVE:** Students take action!

**REFLECT + SHARE:** Students – and teachers – record gifts on the ThinkGive website. Then collaborate with peers on the Team Page.



## WEEK 3

**THINK:** Lesson #3: Show Curiosity in Someone (30 minutes)

Students will examine:

- The impact of assumptions on themselves and others.
- How curiosity connects with kindness and compassion.
- The importance of learning about someone's emotional self rather than their appearance.

**GIVE:** Students take action!

**REFLECT + SHARE:** Students – and teachers – record gifts on the ThinkGive website. Then collaborate with peers on the Team Page.

## Week 4

**THINK:** Lesson #4: Connect with Intention (30 minutes)

Students will examine:

- The benefits of taking time to connect.
- How doing things automatically makes it hard to see from other perspectives.
- How paying attention to others and our surroundings allows us to see various perspectives.

**GIVE:** Students take action!

**REFLECT + SHARE:** Students – and teachers – record gifts on the ThinkGive website. Then collaborate with peers on the Team Page.

## WEEK 5

**THINK:** Lesson #5: Wrap-Up (30 minutes)

Students will examine:

- How people see and understand similar things differently depending on their perspective.
- How to take the perspective of others.
- Ways to carry ThinkGive forward and keep seeing different people's perspectives.

**REFLECT + SHARE:** Students – and teachers – answer reflection questions on the ThinkGive website. Then collaborate with peers on the Team Page.





# The Student Experience

1



## IN-CLASS CURRICULUM

Teachers introduce a giving prompt and lead discussions and activities guided by ThinkGive's curriculum. The class explores concepts like empathy and social justice, and they think about who they are and who they want to be.

2

## STUDENTS GIVE

Each student decides how to give and who to give to inspired by the in-class prompt. They experience the impact their words and actions have on others, and discover how good it feels to be kind.



3



## RECORD + REFLECT

Students record their gift on the ThinkGive portal. Reflective questions help them connect their individual actions to the broader concepts discussed in class.

4

## ENGAGE + SHARE

Students visit their Team Page to engage with, share with, and learn from their peers. This collaborative component promotes digital citizenship in a secure teacher-monitored space.



5

## DISCUSSION + COLLABORATION

Collaboration comes alive in the classroom with group discussion and reflection. The student experience comes full circle as they capture key learnings before setting out on the next giving prompt.





# How to Maximize Program Impact



The ThinkGive cycle is designed to make the program manageable for you and predictable for students. You'll cycle through all four components with each lesson so that students can discuss important ideas, take brave action to affect change.

## Promote Student Agency

ThinkGive is all about empowering youth to own their actions. With each action, students decide what to give and who to give to. They realize that their words matter, their choices matter, and they matter.

Students will also experience the topics covered in our lessons differently. We encourage you to give students options in how they wish to participate. Directives within lessons should feel to students like an invitation to join a discussion / activity; should they wish to share their knowledge and learning with their classmates in different ways, great!

## The Journey is the Destination

ThinkGive isn't about the gifts; it's about the journey taken while giving. Students explore their own capacity for change, connect with others unlike themselves, learn about compassion and empathy, and consider what kind of person they want to be.

# Our Giving Philosophy



## The ThinkGive Three

ThinkGive isn't about the gifts; it's about the journey taken while giving. Students explore their own capacity for change, connect with others unlike themselves, learn about compassion and empathy, and consider what kind of person they want to be.

The ThinkGive Three provides as a framework students can use when taking action around each prompt. Be sure to reinforce these as you go!

- 1 **TRUE.** Be authentic. Make your actions thoughtful and true to you.
- 2 **SMALL.** Giving is more about the intention behind the action rather than the gift itself. Small and true gifts matter a great deal!
- 3 **BRAVE.** Step into your courage zone with every action. This looks different to everyone; what's important is that you push yourself a little more with every gift to take action instead of turning away.

